

## View/Print Label

1. **Ensure there are no other shipping or tracking labels attached to your package.** Select the Print button on the print dialogue box that appears. Note: If your browser does not support this function, select Print from the File menu to print the label.
2. **Fold the printed label at the solid line below.** Place the label in a UPS Shipping Pouch. If you do not have a pouch, affix the folded label using clear plastic shipping tape over the entire label.
3. **GETTING YOUR SHIPMENT TO UPS**

**Customers with a scheduled Pickup**

  - Your driver will pickup your shipment(s) as usual.

**Customers without a scheduled Pickup**

  - Schedule a Pickup on [ups.com](https://www.ups.com) to have a UPS driver pickup all of your packages.
  - Take your package to any location of The UPS Store®, UPS Access Point(TM) location, UPS Drop Box, UPS Customer Center, Staples® or Authorized Shipping Outlet near you. To find the location nearest you, please visit the 'Locations' Quick link at [ups.com](https://www.ups.com).




UPS Access Point™  
CVS STORE # 3508  
762 E CHURCH ST  
MARTINSVILLE VA 24112-3148

UPS Access Point™  
WRAP PACK & MAIL  
806 MEMORIAL BLVD N  
MARTINSVILLE VA 24112-2419

UPS Access Point™  
ADVANCE AUTO PARTS STORE 5793  
1001 E CHURCH ST  
MARTINSVILLE VA 24112-3222

FOLD HERE

**VOID, NOT FOR REUSE**

<p><b>19 LBS</b> DWT: 16.9,5</p> <p><b>1 OF 1</b></p> <p>BRIAN HILL 12767903505 BRIAN HILL 310 FOREST STREET MARTINSVILLE VA 24112</p> <p><b>SHIP TO:</b> CLERK OF THE COURT 202-479-3011 SUPREME COURT OF THE UNITED STATES 1 FIRST STREET NORTHEAST <b>WASHINGTON DC 20543</b></p>	<p><b>MD 201 9-60</b></p> 	<p><b>UPS GROUND</b></p> <p>TRACKING #: 1Z 3H7 0TE A8 0000 4212</p> 	<p><b>BILLING: P/P</b> ADULT SIGNATURE REQUIRED-MIN 21</p>  <p><small>XOL 21-09.12 NV45 41-0A 10/2021*</small></p>
--	---	--	---